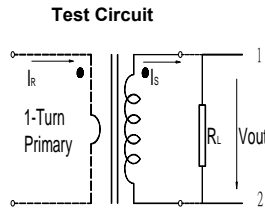
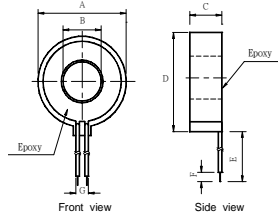
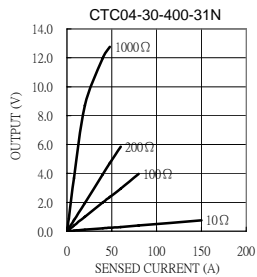
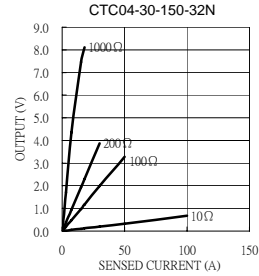
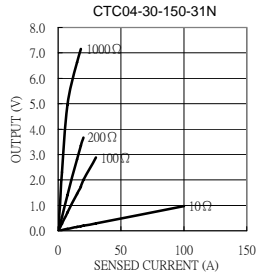
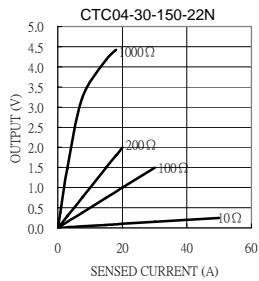
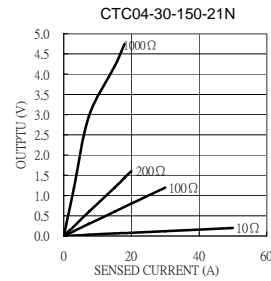
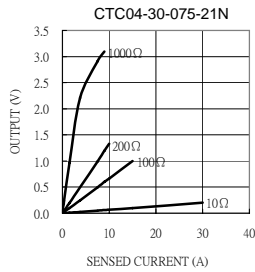
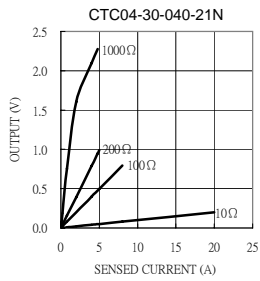


CTC04-30 Series



Electrical Characteristic									Mechanical Dimension						
Part No.	I_R (A)	V_{out} (V)	Acc.Class (%)	I_{min} (A)	I_{max} (A)	R_L (Ω)	f (%)	δ (°)	DCR (Ω)	A(max)	B(max)	C(max)	D(max)	E(± 3)	F(± 1)
mm / inch															
CTC04-30-040-21N	0.01~4	0.397	1	0.01	5	100	-0.425	40	44	$\frac{30.25}{1.19}$	$\frac{14.8}{0.58}$	$\frac{9.4}{0.57}$	$\frac{32.45}{1.28}$	$\frac{135}{5.31}$	$\frac{4.0}{0.16}$
CTC04-30-7R5-21N	0.015~7.5	0.498	1	0.015	15	100	-0.2	12	67						
CTC04-30-150-21N	0.025~15	0.598	1	0.025	15	100	-0.066	4.99	165						
CTC04-30-150-22N	0.02~15	0.748	1	0.02	30	100	0.026	5.33	91						
CTC04-30-150-31N	0.025~15	1.445	10	0.025	40	100	-3.733	100.0	43						
CTC04-30-150-32N	0.075~15	0.979	3	0.075	55	100	-2.300	90.0	68						
CTC04-30-400-31N	0.1~40	1.989	3	0.1	95	100	-1.35	40	92						



Definition:

- I_R : Rated Current
- V_{out} : Output voltage.
- Acc.Class: Accuracy class.
- I_{min} : Min. detecting current which remains linearity.
- I_{max} : Max. detecting current which remains linearity.
- R_L : Load resistance.
- $f(\%)$: Ratio error.
- δ (°): Phase shift.
- DCR: Secondary Winding DC Resistance.

Remark:

1. Frequency band :50Hz~60Hz.
2. Operating temperature: -25°C~80°C.
3. All current ,voltage refer to rms value.
4. RoHS compliant.
5. Hi-Pot: 2500V_{RMS}/1min between windings.
6. Formula of 2nd output : $V_{out} = k \cdot I_R / N(\text{Turns})$.
7. Product parts meet UL requirements.